

ALLDAY
& MILLER



Wye Road, High Wycombe, HP10 0DU
£650,000

 3  2  2  C



Wye Road, High Wycombe, HP10 0DU

£650,000

- Three Bedroom Semi Detached
- Master Bedroom with En Suite Bathroom
- Open Plan Kitchen Diner
- Easy Access to Trains & Motorways
- Close to Highly Regarded Schools
- Parking for Multiple Vehicle's
- Downstairs Bathroom
- Utility Room
- Peaceful Residential Road
- Stunning Garden with Patio Area Perfect for Outside Dining

Description

The accommodation on offer comprises of; welcoming entrance hall, lounge with double doors that overlook and provide access to the rear garden, sleek kitchen diner that measures, completing the ground floor is a bathroom that includes a utility area.

To the first floor there are three double bedrooms the master benefits from a stylish en suite and the second has a dressing room and access to the en suite.

Outside

The front of the property provides off street parking for multiple vehicles.

The rear garden is well maintained and secluded and has been mainly laid to lawn with a patio area perfect for outside dining and entertaining.

Situation

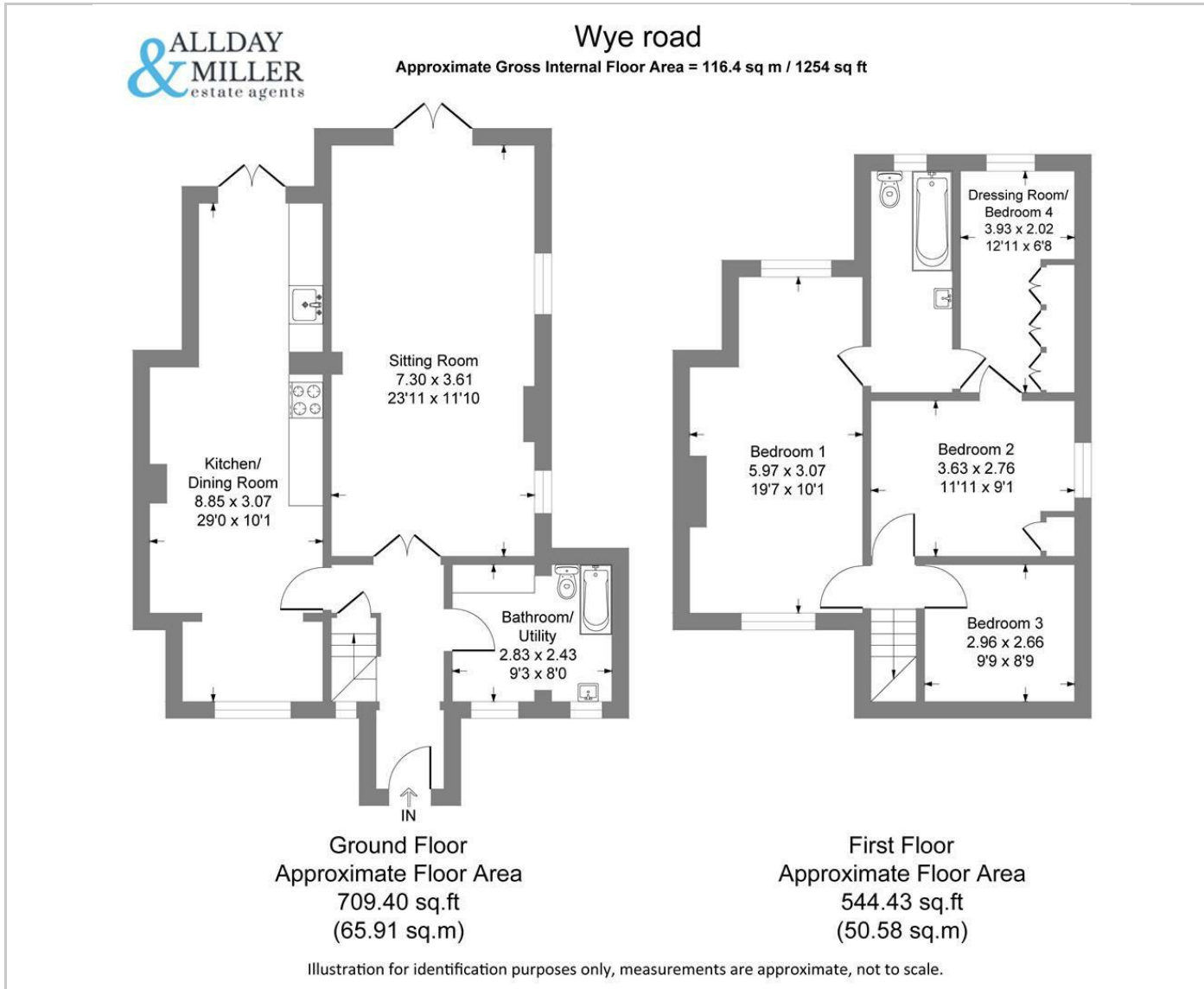
The area is popular with commuters as communication links in the area are excellent. There is a mainline train service which runs to London Marylebone from Beaconsfield and High Wycombe. There are also rail connections to London Paddington, including the Elizabeth Line, from Bourne End via Maidenhead. The M40 is accessible from Beaconsfield (J2) and Loudwater (J3). The A404 Marlow bypass enables access to the M4 (J8/9).

Buckinghamshire is renowned for its choice of state and private schools. The county is one of the few to maintain grammar schools which include The Royal Grammar School and John Hampden, High Wycombe (for boys), Wycombe and Beaconsfield High Schools (for girls). Independent schools include Godstowe, High March, Pipers Corner (for girls) and Caldicott, Davenies (for boys) and Crown House (boys and girls).

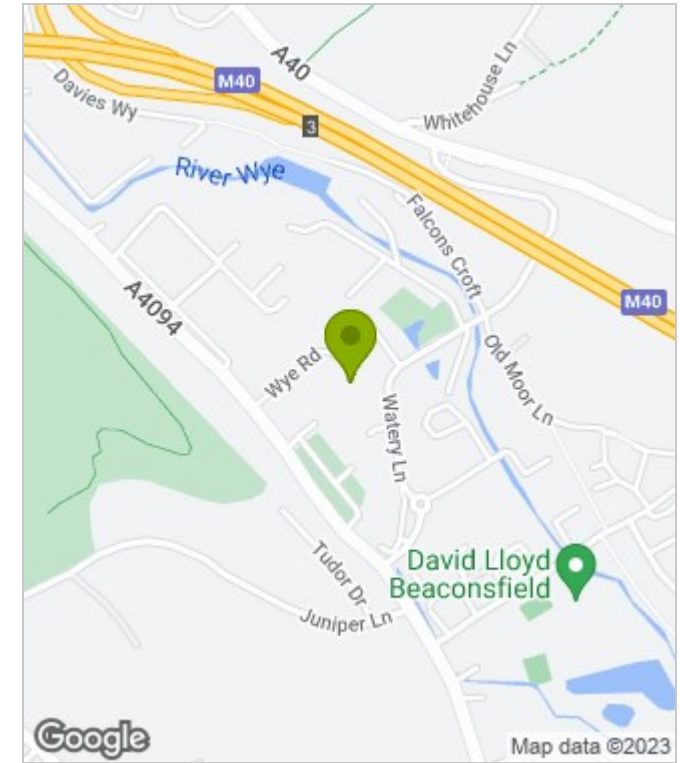
Wooburn Green 1 mile, M40 (J3 to London) 1 mile, Beaconsfield station 3 miles, Bourne End 2.5 miles, High Wycombe 4 miles, Heathrow (J5) 17 miles, central London 27 miles. All distances are approximate.



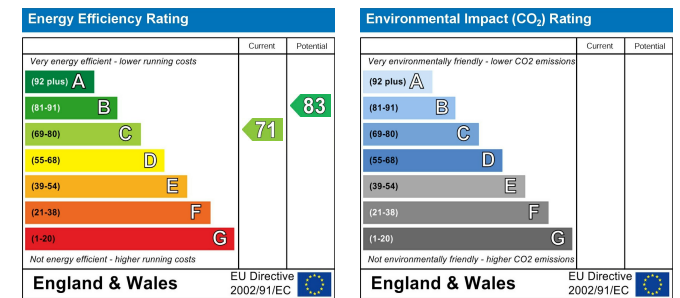
Floor Plans



Area Map



Energy Performance Graph



These particulars, whilst believed to be accurate are set out as a general outline only for guidance and do not constitute any part of an offer or contract. Intending purchasers should not rely on them as statements of representation of fact, but must satisfy themselves by inspection or otherwise as to their accuracy. No person in this firm's employment has the authority to make or give any representation or warranty in respect of the property.

www.alldayandmiller.co.uk

192 High Street, Uxbridge, Middlesex, UB8 1LB

T: 01895 641 000 | E: sales@alldayandmiller.co.uk
T: 01895 379 549 | E: lettings@alldayandmiller.co.uk